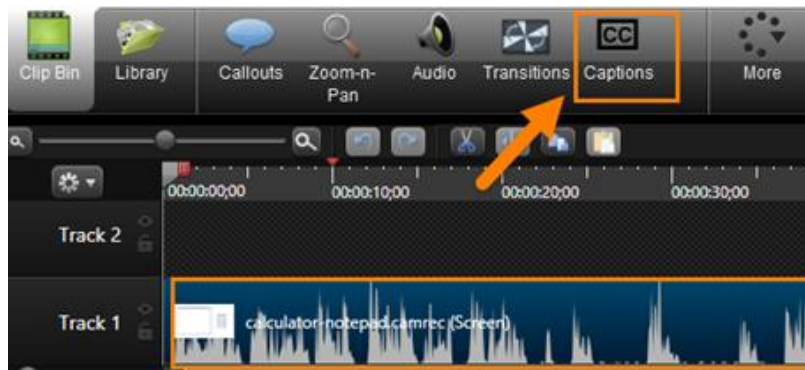


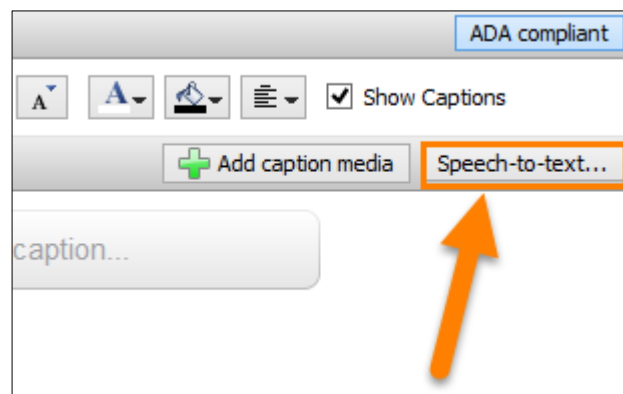
Add Captions Automatically to a Camtasia Video

Speech to Text allows you to automatically create text captions from voice narration or other audio on the timeline.

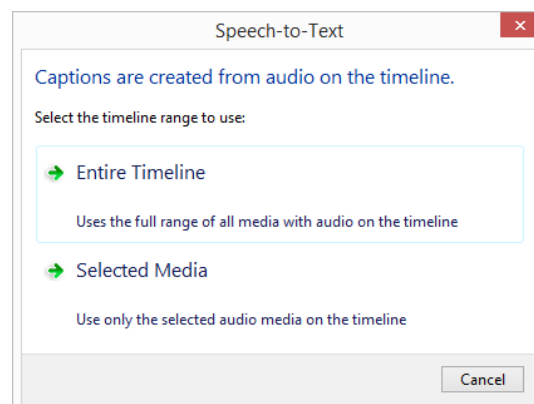
1. Select the audio you would like to generate captions for. Click the Captions Tab.
NOTE – If you do not see the Captions Tab, click the more tab and choose Captions.



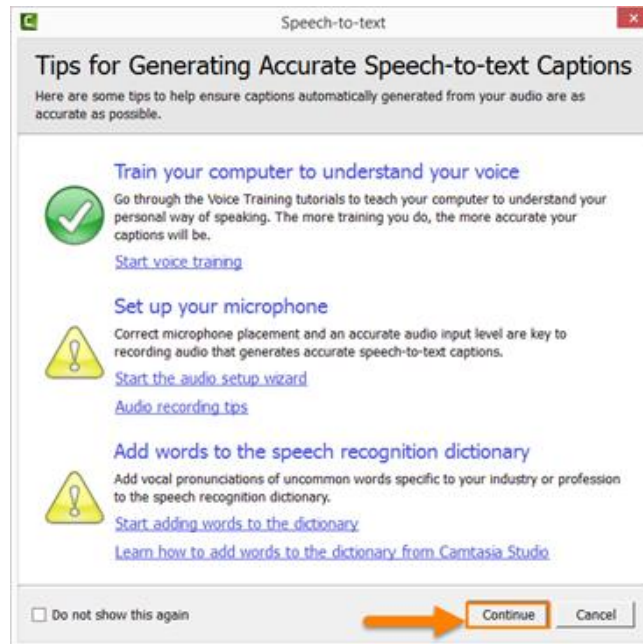
2. Click the Speech-to-Text button.



3. You will be given two options: you can generate captions for just the selected media or generate captions for all of the audio on the timeline. NOTE – If you have music or other background music on the timeline, the entire timeline is not recommended.



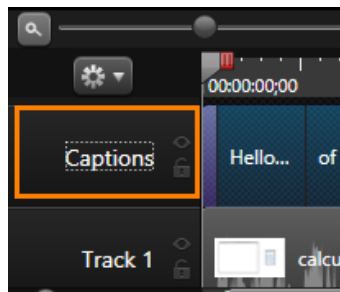
4. Choose Selected Media. A tip box will be displayed. It contains several important links that will help you improve the accuracy of this Speech-to-text feature. It is recommended that you go the voice training tutorials to help teach your computer to understand your voice. You can add words to the speech dictionary. This will help the software recognize industry specific words. Click Continue when you are ready to begin the process.



5. When the transcription is complete, the captions appear on the top track on the timeline.



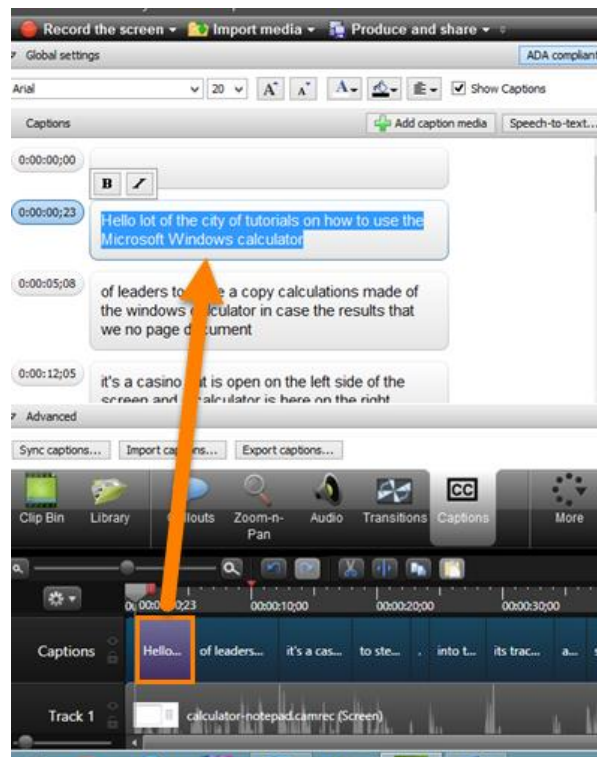
6. It is a good idea to rename the track to Captions. Double click on the name of the track and enter the name Captions.



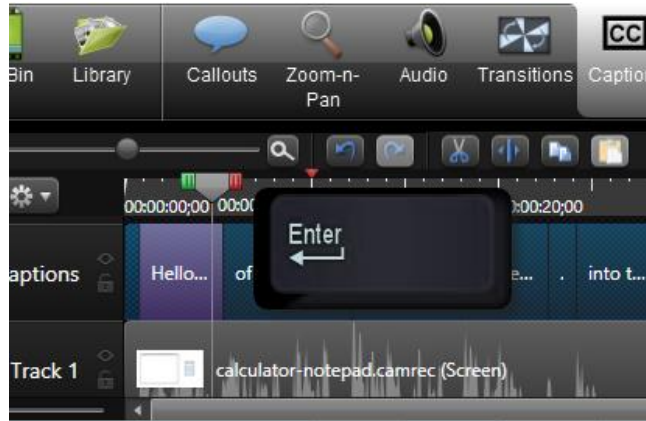
7. Captions also appear as separate caption points in the Captions tab.



8. You will need to proofread and edit all the captions to make sure they are correct. Capitalization and punctuation are not added during the process so it will require some editing on your part. To edit the captions, double click one of the captions on your timeline, and this will select the corresponding caption point above.



9. Press the Enter key on your keyboard. The video plays back the selected caption so you can listen to the audio and make any edits as needed.



10. Use the Tab Key to move to the next caption and then Enter to continue the process of listening to the audio and making changes as needed.